

Getting Started with Husky Quick Connect

Logging in to Husky QuickConnect the first time

Click the link in your welcome email to access your Husky QuickConnect Log In page. The first time you log in to your account you are prompted to create a password.

Please retain the account number included in this email – if you need to reset your password in the future, we will ask you to provide your account number for security purposes.



Welcome to Husky QuickConnect, Patrick

Your Husky QuickConnect account has been created:

patrick.lawton@lawtonenergy.com

This is where we will send your notifications.

Your Account Number:

5241682

**** Important: please retain this email. We will ask for your account number if you need to reset your password in the future. ****

You must first create a password before you can log into your account:

Click to [Create A Password And Log In](#)

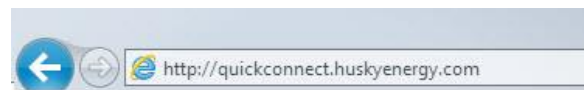
This link will expire in one week. Access our quick reference guide by clicking the Help menu after you log in to get the most out of Husky QuickConnect.

If you have any questions or concerns about this email, please contact us at:

Husky Midstream General Partnership
Box 6524, Station 'D'
Calgary, Alberta
Canada T2P 3G7
huskypipeline@huskyenergy.com

Logging in to Husky QuickConnect

Type <http://quickconnect.huskyenergy.com> into your browser to open the Husky QuickConnect Log In page



Enter your account details and click **Log In** to access your Home page.



Help ▾

Log In

Email Address

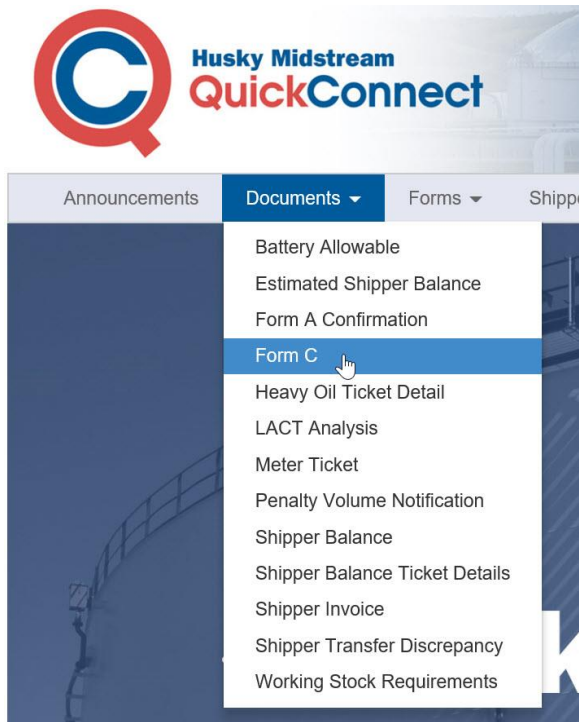
Password

Remember Me

[Did you forget your password?](#)

Finding Your Documents

Click **Documents** to open the list of document types that are available on QuickConnect.



If a report has never been published for your organization it will not be available.



Home > Battery Allowable

Battery Allowable

There are no published Battery Allowable documents.

Selecting the Production Month

Documents for the most recent available production month are displayed by default when you select your document type. Click **Production Month** to select an alternative production month for your document.


Documents are available from the month that your organization registered for Husky QuickConnect.


Form C

Production Month

Lawton Energy

Download





PDF

October, 2019

September, 2019

August, 2019

July, 2019

June, 2019

May, 2019

April, 2019

March, 2019

February, 2019

January, 2019

December, 2018

November, 2018

October, 2018

September, 2018

August, 2018

July, 2018

June, 2018

May, 2018

April, 2018

March, 2018





Documents

Downloading Individual Documents

You can download your document as a PDF file or you can choose to receive your report in CSV format. A Comma Separated Values (CSV) file is a plain text file that contains a list of data, separated by commas, which is most commonly used to exchange data between different applications. The data in the CSV file is easily readable and can be opened and viewed with a text editor like Notepad or a spreadsheet program like Excel.

Click the download button for your file type next to each document you want to download to create an individual PDF or CSV file of each document you selected.

Lawton Energy

<input type="checkbox"/>	Download	Product	Facility
<input type="checkbox"/>	 	LLB - 0000050	Hardisty
<input type="checkbox"/>	 	WCB - 0000194	Hardisty

PDF

Downloading Multiple Documents

When you have selected multiple documents, select the file format that you want to receive in the format box.

Lawton Energy				
<input type="checkbox"/>	Download	Product	Facility	Revision
<input checked="" type="checkbox"/>		LLB - 0000050	Hardisty	0
<input checked="" type="checkbox"/>		WCB - 0000194	Hardisty	0

PDF
 CSV

Download 2 selected documents

Click the Download button to merge and download all your selected documents into a single file.

Lawton Energy				
<input type="checkbox"/>	Download	Product	Facility	Revision
<input checked="" type="checkbox"/>		LLB - 0000050	Hardisty	0
<input checked="" type="checkbox"/>		WCB - 0000194	Hardisty	0

PDF

Download 2 selected documents

Showing All Versions

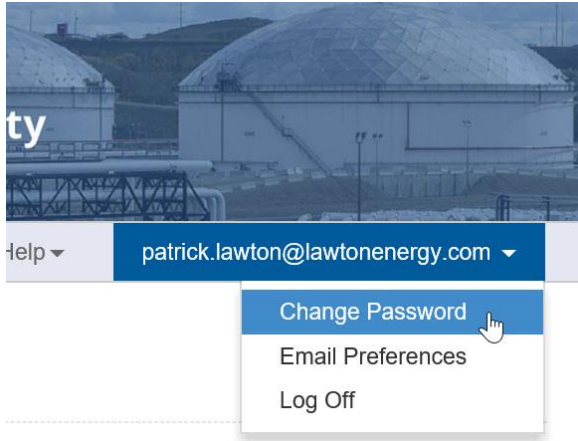
By default, only the latest version of each document is listed for selection. Click **Show all Versions** to select from all revisions of each document.

Form C
 Production Month: February 2019
Show All Versions

Lawton Energy						
<input type="checkbox"/>	Download	Product	Facility	Revision	Publish Date	Comments
<input type="checkbox"/>		LLB - 0000050	Hardisty	10	3/5/2019	
<input type="checkbox"/>		LLB - 0000050	Hardisty	9	2/28/2019	
<input type="checkbox"/>		LLB - 0000050	Hardisty	8	2/26/2019	
<input type="checkbox"/>		LLB - 0000050	Hardisty	7	2/21/2019	
<input type="checkbox"/>		LLB - 0000050	Hardisty	6	2/19/2019	

Changing your Password

Click your **account name** to open the account menu. Click **Change Password** to open the Change Password Page.



Enter your password details and click **Change Password**.

Change Password

Current Password

New Password

Confirm New Password

Password Requirements

- ✔ Be a minimum of 10 characters but can be as long as 128 characters
- ✔ Contain at least 1 digit (0-9)
- ✔ Contain at least 1 lowercase character (a-z)
- ✔ Contain at least 1 uppercase character (A-Z)
- ✔ Contain not more than 2 identical characters in a row (e.g. 111 is not allowed)

Changing Email Preferences

Click your **account name** to open the account menu. Click **Email Preferences** to check all the notifications that you want to receive. Click **Save**.

You will receive a notification by email when any new documents are available for you to download.

Email Preferences

Check all the notifications that you want to receive and click **Save** when announcements are available for you to download.

Notification	
<input checked="" type="checkbox"/>	Announcement - Gathering System Shippers
<input checked="" type="checkbox"/>	Announcement - General Announcement
<input checked="" type="checkbox"/>	Announcement - Husky Office Closure
<input checked="" type="checkbox"/>	Announcement - QuickConnect Maintenance / Outage
<input checked="" type="checkbox"/>	Battery Allowable
<input checked="" type="checkbox"/>	Estimated Shipper Balance
<input checked="" type="checkbox"/>	Form A Confirmation
<input checked="" type="checkbox"/>	Form C - Original
<input checked="" type="checkbox"/>	Form C - Revised
<input checked="" type="checkbox"/>	LACT Analysis
<input checked="" type="checkbox"/>	Meter Ticket
<input checked="" type="checkbox"/>	Penalty Volume Notification
<input checked="" type="checkbox"/>	PVR Operated Tickets
<input checked="" type="checkbox"/>	Shipper Balance
<input checked="" type="checkbox"/>	Shipper Balance Ticket Details
<input checked="" type="checkbox"/>	Shipper Invoice
<input checked="" type="checkbox"/>	Shipper Transfer Discrepancy
<input checked="" type="checkbox"/>	Working Stock Requirements

Logging Off

Click your **account name** to open the account menu. Click **Log Off** to return to the Log In page.

